


# HOW DOES GDL WORK?


■ Graduated Driver Licensing (GDL) is one intervention proven effective at reducing fatal teen crashes. GDL works by keeping novice teen drivers out of high-risk driving situations—such as driving at night—while giving them the opportunity to develop driving skills in lower-risk situations. These laws outline limits and restrictions for new drivers ages 15 through 17. It is important for teens and their parents to understand these laws and obey them.

## STAGE 1: LEARNER'S LICENSE




- Florida sets the minimum age for learner's license at no younger than 15 years.
- Must pass vision and knowledge tests, including rules of the road, signs and signals.
- Completion of the Traffic Law and Substance Abuse Education (TLSAE) course.
- Licensed adult (who is at least 21 years old) required in the front passenger seat at all times while driving.
- All occupants must adhere to Florida seat belt laws.
- Must remain crash and conviction free in order to obtain driver license.
- Parental Certification of required driving hours.
- Nighttime practice requirements.
- Alcohol or drug convictions may result in suspension of driving privileges or delay obtaining a driver license.
- May only drive in daylight hours during first three months with learner's license, then until 10pm.

## STAGE 2: DRIVER LICENSE WITH AGE RESTRICTIONS



- State sets minimum age at 16 years.
- Pass a behind-the-wheel driving skills test.
- All occupants must adhere to Florida seat belt laws.
- Nighttime driving restrictions.
  - ▶ **16-year-olds:** driving restrictions from 11PM – 6AM
  - ▶ **17-year-olds:** driving restrictions from 1AM – 5AM
- Teen passenger restrictions are recommended to reduce distracted driving.
- Must remain crash and conviction free.
- No alcohol or drugs prior to or while driving. Alcohol or drug convictions may result in suspension of driving privileges.

## STAGE 3: AGE 18 – UNRESTRICTED FULL DRIVER LICENSURE



- Nighttime driving restrictions are lifted.
- No alcohol or drugs prior to or while driving. Alcohol or drug convictions may result in suspension of driving privileges.

You should study the **Official Florida Driver License Handbook** well before applying for your learner's license. It is available for free online at: [www.flhsmv.gov/resources/handbooks-manuals](http://www.flhsmv.gov/resources/handbooks-manuals)

# HOW DO I GAIN EXPERIENCE?

**DRIVING IS A HIGHLY COMPLEX SKILL  
– NO ONE IS EVER A PERFECT DRIVER  
AND IT TAKES YEARS TO BECOME AN  
EXPERIENCED ONE.**

- You should study the **Official Florida Driver License Handbook** well before applying for your learner's license. It is available for free online at: [www.flhsmv.gov/resources/handbooks-manuals](http://www.flhsmv.gov/resources/handbooks-manuals)
- Simply memorizing the rules will not make you a safe driver. You should take the time to study and understand them. Ask questions if you are confused.
- When you get your learner's license, remember to keep a practice log of how long you drove, where you drove and what time of day/ conditions you drove in. You will need 50 hours of logged driving time to test for your driver license. You can find a log on the inside panels of the folder.
- Focus on different skills and travel different roadways when you go out, making sure you keep track of which skills you have practiced and which you still need to work on. A good guide can be found on the inside of this folder.



## TIPS DURING THE LEARNING PROCESS

### ➤ ALWAYS WEAR A SEAT BELT

Your seat belt will prevent you from hitting other things in the car as well as being ejected.

### ➤ DON'T USE YOUR CELL PHONE WHILE DRIVING

This reduces your concentration, greatly increasing your chance of making a fatal mistake and crashing.

### ➤ SCHEDULE YOUR TIME

Plan your trip wisely to help reduce stress, speeding and risky decisions.

### ➤ BE FAMILIAR WITH YOUR VEHICLE

Know all the blind spots on your car by having someone slowly walk around the car as you watch in the mirrors.

### ➤ MAKE YOUR PASSENGERS WEAR THEIR SEAT BELTS

You are the driver so you have the authority. Refuse to drive until ALL passengers are buckled up.

### ➤ UTILIZE THE FOUR SECOND RULE WHEN DRIVING BEHIND CARS

Cars can stop suddenly. Make sure you leave four seconds between you and the car in front of you. This tip will help you avoid rear-ending other vehicles.

### ➤ NEVER DRIVE UNDER THE INFLUENCE

Drugs and alcohol dramatically reduce your reaction time behind the wheel.

### ➤ AVOID AGGRESSIVE DRIVING & ROAD RAGE

Be courteous on the road! Driving is not a competitive event. Don't take someone else's driving mistakes personally.